

FUJINAIR SERIES



FUNCTIONS

Triple Filter Tech: Combines multiple filtration systems to enhance air purity, capturing dust, pollen, and other airborne particles.



Auto Mode: Automatically adjusts cooling or heating settings based on current room conditions, ensuring consistent comfort with minimal effort.

Anti-Corrosion: Special coating protects the unit from rust and corrosion, extending its durability and reducing maintenance needs.

Wide Voltage Operation: Maintains stable operation even with fluctuating voltage, ensuring reliable performance and protecting the unit.

Sleep Mode: Enhances nighttime comfort by adjusting temperature and airflow to promote better sleep.

3D Airflow: Synchronizes horizontal and vertical deflectors to evenly distribute air throughout the room, enhancing comfort and efficiency.



HIGHLIGHTS

Enhanced Airflow: Strong airflow system ensures uniform cooling and heating, eliminating hot or cold spots and enhancing overall comfort.


Durable Build: Constructed with anti-corrosive materials, these units are built to last, reducing maintenance costs and extending the lifespan of the AC unit.

Smart Operation: Features like Auto Mode and integrated structure simplify operation by automatically adjusting settings based on ambient conditions.

Eco-Friendly: Utilizes energy-efficient components and refrigerants, minimizing its ecological footprint while maximizing performance.

Comprehensive Filtration: Triple filter technology removes more impurities from the air, enhancing indoor air quality.

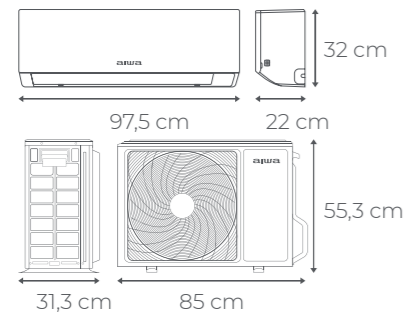
3D Airflow: Delivers air vertically and horizontally, ensuring even distribution throughout the room for comprehensive cooling and heating coverage.



FUJINAIR


FUJINAIR 24

AIR CONDITIONING ACD-24100



Cooling Energy Efficiency (SEER/EER)	6.70/3.10
Cooling Energy Class	A++
Heating Energy Efficiency (SCOP/COP Mild)	4.00/3.61
Heating Energy Class (Mild/Warm/Cold)	A+/A+++/-
Indoor Cooling / Heating Sound Power Level (Hi)	64 db

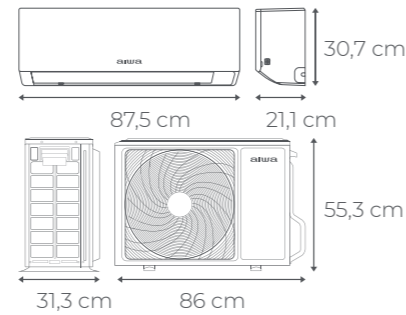
Perfect for large spaces up to 42 square meters. Best for expansive living rooms or large offices, providing comprehensive air distribution and maintaining a comfortable environment



MODEL: ACD-24100		
PRODUCT CODE	BAR CODE	MASTER BOX
9521008 (I)	8435256810882	1
9521008 (E)	8435256810899	1


FUJINAIR 18

AIR CONDITIONING ACD-18100



Cooling Energy Efficiency (SEER/EER)	6.30/2.81
Cooling Energy Class	A++
Heating Energy Efficiency (SCOP/COP Mild)	4.00/3.60
Heating Energy Class (Mild/Warm/Cold)	A+/A+++/-
Indoor Cooling / Heating Sound Power Level (Hi)	60 db

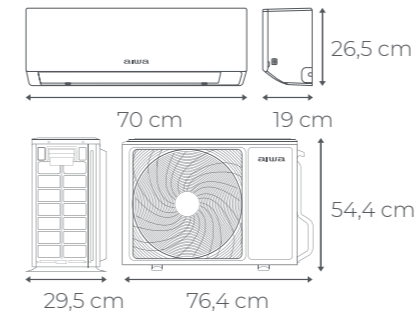
Ideal for larger rooms up to 33 square meters. Great for open-plan living areas or large offices, the 3D Airflow feature ensures that air reaches every part of the room.



MODEL: ACD-18100		
PRODUCT CODE	BAR CODE	MASTER BOX
9521007 (I)	8435256810868	1
9521007 (E)	8435256810875	1


FUJINAIR 12

AIR CONDITIONING ACD-12100



Cooling Energy Efficiency (SEER/EER)	6.10/2.81
Cooling Energy Class	A++
Heating Energy Efficiency (SCOP/COP Mild)	4.00/3.21
Heating Energy Class (Mild/Warm/Cold)	A+/A+++/-
Indoor Cooling / Heating Sound Power Level (Hi)	57 db

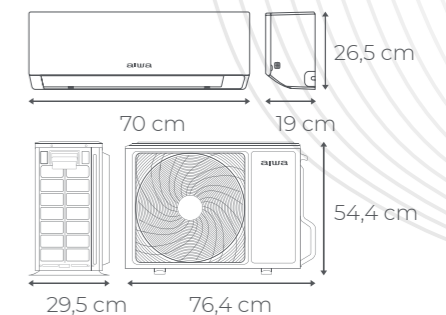
Suitable for medium rooms up to 23 square meters. Ideal for larger bedrooms or living rooms, the enhanced airflow system ensures consistent comfort throughout the space.



MODEL: ACD-12100		
PRODUCT CODE	BAR CODE	MASTER BOX
9521006 (I)	8435256810844	1
9521006 (E)	8435256810851	1

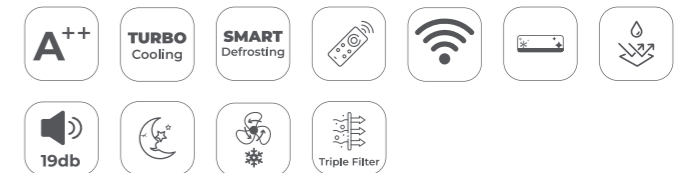
FUJINAIR 9

AIR CONDITIONING ACD-9100



Cooling Energy Efficiency (SEER/EER)	6.1/3.01
Cooling Energy Class	A++
Heating Energy Efficiency (SCOP/COP Mild)	4/3.21
Heating Energy Class (Mild/Warm/Cold)	A+/A+++/-
Indoor Cooling / Heating Sound Power Level (Hi)	54 db

Best for small rooms up to 14 square meters. Perfect for compact spaces, this model ensures every corner of the room receives cool or warm air evenly.



MODEL: ACD-9100		
PRODUCT CODE	BAR CODE	MASTER BOX
9521005 (I)	8435256810820	1
9521005 (E)	8435256810837	1

MODEL		HARUAIR 9 FUJINAIR 9 SUJINAIR 9	HARUAIR 12 FUJINAIR 12 SUJINAIR 12	HARUAIR 18 FUJINAIR 18 SUJINAIR 18	HARUAIR 24 FUJINAIR 24 SUJINAIR 24		
	Nominal (Min-Max)	kW	2.5(0.8-3.0)	3.20(0.80-3.50)	4.80(1.30-5.40)	6.20(1.30-7.40)	
Energy Efficiency	SEER/EER		6.1/3.01	6.10/2.81	6.30/2.81	6.70/3.10	
Energy Class			A++	A++	A++	A++	
Pdesign Capacity		kW	2.5	3.20	4.80	6.20	
Power Input	Nominal (Min-Max)	kW	0.83(0.3-1.2)	1.138(0.30-1.50)	1.708(0.40-1.90)	2.000(0.40-2.20)	
Annual Energy Consumption		kWh/a	143	184	267	324	
Operating Limits	Min-Max	°C	-10-43°C(out)	-10-43°C(out)	-15-43°C(out)	-15-43°C(out)	
HEATING	Capacity	Nominal (Min-Max)	Btu/h	9550(2730-11260)	11600(2730-12280)	16380(4430-18420)	21500(4770-25590)
	Capacity	Nominal (Min-Max)	kW	2.8(0.8-3.3)	3.40(0.80-4.00)	4.80(1.30-5.40)	6.30(1.40-7.50)
	Energy Efficiency	SCOP/COP (Mild)		4/3.21	4.00/3.21	4.00/3.60	4.00/3.61
		SCOP (Warm/Cold)		4.60/-	4.60/-	5.10/-	5.10/-
	Energy Class	Mild/Warm/Cold		A+/A++/-	A+/A++/-	A+/A++/-	A+/A++/-
	Pdesign Capacity (-10°C)		kW	2.1	2.60	3.60	4.60
	Power Input	Nominal (Min-Max)	kW	0.872(0.3-1.2)	1.059(0.30-1.50)	1.333(0.40-1.90)	1.745(0.60-2.30)
	Annual Energy Consumption		kWh/a	735	910	1260	1610
	Operating Limits		°C	-15-24°C(out)	-15-24°C(out)	-15-24°C(out)	-15-24°C(out)
Power Supply	Ph/V/Hz		1/220-240/50	1/220-240/50	1/220-240/50	1/220-240/50	
	Position		indoor	indoor	outdoor	outdoor	
INDOOR	Net Dimension	W/D/H	mm	705/193/265	705/193/265	875/212/304	975/222/318
	Package Dimension	W/D/H	mm	772/325/263	772/325/263	945/390/296	1050/397/301
	Net/Shipping Weight		kg	7.5/8.8	7.8/9.2	10.0/12.0	11.6/14.4
	Air Flow (Cooling/Heating)	Max	m³/h	520/520	520/520	770/810	1100/1000
	Sound Power Level	Cooling (Hi)	dB(A)	54	57	60	64
		Heating (Hi)	dB(A)	54	57	60	64
	Sound Pressure Level	Cooling (Hi/Mid/Lo/So)	dB(A)	38/34/30/18	39/35/31/19	44/40/35/28	47/45/37/29
		Heating (Hi/Mid/Lo/So)	dB(A)	38/34/30/18	39/35/31/19	44/40/35/28	47/45/37/29
Moisture Removal		10-3m³/h	1.2	1.4	2	2.8	
OUTDOOR	Compressor			HIGHLY	HIGHLY	SANYO	HIGHLY
	Net Dimension	W/D/H	mm	700/245/544	700/245/544	800/275/553	800/275/553
	Package Dimension	W/D/H	mm	819/320/585	819/320/585	902/375/607	902/375/607
	Net/Shipping Weight		kg	21.8/23.9	22.9/25	29.2/32.1	32.7/36.5
	Air Flow (Cooling/Heating)	Max	m³/h	2100/2100	2100/2100	2200/2200	2500/2500
	Sound Power Level	Hi	dB(A)	62	63	65	68
	Sound Pressure Level	Hi	dB(A)	50	50	54	57
	Running Current	Max	A	5.3	6.5	8.6	10.5
	Refrigerant Type	R410a/R32		R32	R32	R32	R32
	Refrigerant Charge	R410a/R32	g	500	550	780	900
	Refrigerant Pipe	Liquid Side Diameter	mm	6.35	6.35	6.35	6.35
		Gas Side Diameter	mm	9.52	9.52	12.7	12.7
		Max Pipe Length/Height	m	20/10	20/10	20/15	25/15
	Max Pipe Length without Additional Charge	m	5	5	7	7	
	Additional Charge	g/m	20	20	20	20	

FUNCTIONS	INTRODUCTION	2024
TOSEI AQUA Sterilization	Ionizes the air and releases positive and negative ions to sterilize the air with efficiency up to 97.5%.	Suijinair
Triple filter tech	Utilizes mixed powerful filter plus electronic filter, combining to prevent the air conditioner from harmful micro-particles including dust, virus and bacteria	Fujinair & Suijinair
Anti-Corrosion	Helps condensate flow smoothly via its hydrophilic and anti-corrosive properties.	◆
Self Clean	Freezes the evaporator with moisture in the air, and then removes away dirt in melting, ensuring clean air out of the air conditioner.	◆
WiFi Control	Download the Tuya Intelligent Air App to an Apple or Android smart device, and link the equipment to the smart device for system control from whenever and wherever you want.	◆
A-PAM Control	Automatically adjusts DC bus voltage in accordance with the compressor load to increase operation voltage range.	◆
PID Control	Maximizes the working frequency before reaching the desired temperature, and, after that, constantly makes real-time adjustments to match room air temperature with the desired temperature.	◆
Turbo Cooling	The special control program allows the motor to work at a higher frequency. It enables users to enjoy a cool room within a much shorter time.	◆
Long Distance Airflow	The indoor unit get improved with better motor, optimized fan and air duct. It enables the air conditioner blows air as long as 20m.	18K/24K
Strong Airflow	With improved fan and air duct, the air conditioner supplies up to 25% more air volume than the conventional.	◆
Warm Start	Blows no cold air when the unit is starting to work at heating mode, or change from cooling mode to heating mode.	◆
-15°C Heating	Provides powerful heating performance in cold winter with rotary compressor, etc.	◆
-10°C Cooling	Works at low ambient temperature with high frequency rotary compressor, optimized refrigerant system and special defrosting programme, etc.	◆
DC Motor	Ensures reliable operation with much higher energy saving and lower operation sound.	◆
DC Compressor	Reduces energy loss and maximize power input to achieve much higher energy efficiency.	◆
Smart Defrosting	Works only when necessary to reduce energy waste, and provide better experience by reducing defrosting time.	◆
Indoor 5-step Fan Speed	Works at powerful/high/middle/low/quiet speed to give users more choices in airflow control.	◆
Auto Vertical Airflow	Moves vertically and works with horizontal flaps to achieve various air angle.	◆
3-minute Protection	Helps compressor avoid unexpected damages to have longer life.	◆
Auto Restart	Returns operation to previous air conditioner settings after a sudden power break.	◆
Wide Voltage Operation	Enable interver AC to start working from 150V-264V	◆
89 Display	Shows clearly the real-time room temperature or desired temperature on the panel.	◆
Auto Mode	Helps air conditioner choose cooling or heating automatically based on desired temperature and ambient temperature.	◆
Integrated Structure	Combines the bottom base, drain pan and frame casing together to level up product reliability and lower vibration.	◆
Low Watt Standby	Lowers stand-by power consumption from 8W to about 1W by optimizing control programme.	◆
Outdoor 7-step Fan Speed	Makes adjustments according to the control of ambient sensor and tubing sensor to optimize heat exchange performance and improve energy efficiency.	◆
Coanda Plus Airflow	Makes the wind out of the air conditioner further, faster, and stronger, so that the cool air can be evenly delivered to every corner of the room.	◆
Whispering Air	Ensures your peace of mind with optimized fan, air duct and motor.	◆
Dry Function	Adjusts fan speed automatically according to room air temperature to achieve either mild dehumidification or strong dehumidification.	◆
3D Airflow	Delivers comfortable airflow to every corner of your room with the constant horizontal and vertical movements of airflow blades.	Fujinair & Suijinair
Intelligent Air	Directs the airflow upwards at cooling mode, and downwards at heating mode to provide better air conditioning performance.	◆
Sleep Mode	Provides maximum comfort and energy saving during your good night's sleep.	◆
Positioning Specifications	Help fix the mounting plate and hang air conditioner at proper position.	◆
Extended Kickstand	Makes the installation easy with larger operation area to install and service.	◆
Easy Access Control Board	Simplifies dismounting and maintenance without disassembling casing.	◆
Wider Tubing Space	Saves installation time with larger operation space for piping and wiring.	◆
Easy Access Fan Motor	Simplifies dismounting and maintenance without disassembling evaporator.	◆
Self-diagnosis	Shows the error code on the LED display of the indoor unit to make the maintenance easier.	◆

SPECIFICATIONS

TYPE			
Category:	AIR TREATMENT	Product Code:	9521008
Product Family:	Air Conditioning	EAN Code Split (I):	8435256810882
Type:	FUJINAIR Series	EAN Code Outdoor machine (E):	8435256810899

AESTHETICS			
Colour:	White	Aesthetic:	FUJINAIR
Finishing:	Satin	Body material:	Plastic

PROGRAMME / FUNCTIONS			
TOSEI AQUA Sterilization:	No	WiFi Control:	Yes
Long Distance Airflow:	Yes	Turbo Cooling:	Yes
3D Airflow:	Yes	Strong Airflow:	Yes
Triple filter tech:	Yes	Warm Start:	Yes
Anti-Corrosion:	Yes	Smart Defrosting:	Yes

CONTROLS			
REMOTE CONTROL:	Yes	Buttons material:	Ruber
Pulsante ON/OFF:	Yes		

TECHNICAL FEATURES COOLING			
Capacity Nominal (Min-Max)BTU/H:	21150 (4430-25250)	P. design Capacity:	6,2 kw
Capacity Nominal (Min-Max)KW:	6,20 (1,30-7,40)	P. Input Nominal (Min-Max):	2,000 (0,40-2,20) kw
Energy Efficiency SEER/EER:	6,70 / 3,10	Annual Energy Consumption:	324 kw
Energy Class	A++	Operating Limits Min-Max:	-15-43°C (out)

TECHNICAL FEATURES HEATING			
Cap. Nominal (Min-Max)BTU/H:	21500 (4770-25590)	P. design Capacity (-10°C):	4,6 kw
Cap. Nominal (Min-Max)KW:	6,30 (1,40-7,50)	P. Input Nominal (Min-Max):	1,745 (0,60-2,30) kw
SCOP/COP (Mild):	4,00 / 3,61	Annual Energy Consumption:	1610 kw
SCOP (Warm/Cold):	5,10 / -	Operating Limits:	-15-24°C (out)
Energy Class Mild/Warm/Cold:	A+ / A+++ / -	P. Supply Ph/V/Hz (position):	1 / 220-240 / 50 (outdoor)

TECHNICAL FEATURES INDOOR			
Air Flow (Cooling/Heating):	1100 / 1000	Sound Cooling (Hi/Mid/Lo/So):	47 / 45 / 37 / 29 dB
Sound P. Cooling:	64 dB	Sound Heating (Hi/Mid/Lo/So):	47 / 45 / 37 / 29 dB
Sound P. Heating:	64 dB	Moisture Removal 10-3m³/h:	2,8

TECHNICAL FEATURES OUTDOOR			
Air Flow (Cooling/Heating):	2200 / 2200 m³/h	Refrigerant Pipe Diameter:	6,35 mm
Sound P. Cooling:	65 dB	Gas Side Diameter:	12,7 mm
Sound P. Heating:	54 dB	Max Pipe Length/Height:	20 / 15 m
Running Current Max:	8,6	Max Pipe Length Charge:	7 m
Refrigerant Type:	R32	Additional Charge:	20 g/m
Refrigerant Charge:	780 gr	Compressor:	HIGHLY

ELECTRICAL CONNECTION			
Rating:	220-240 V~	Power cooling:	6,2 kw
Frequency:	50 Hz	Power heating:	6,7 kw

LOGISTIC INFORMATION INDOOR			
Net Dimension W/D/H:	975/222/318 mm	Net/Shipping Weight:	11,6 / 14,4 kg
Package Dimension W/D/H:	1050/397/301 mm	Master Box:	1

LOGISTIC INFORMATION OUTDOOR			
Net Dimension W/D/H:	800/275/553 mm	Net/Shipping Weight:	32,7 / 36,5 kg
Package Dimension W/D/H:	902/375/607 mm	Master Box:	1